

TOLOSA, LEYTE - HSWG Partner Reporting

Recovery Shelter Activities (as of 06-OCT-2014)

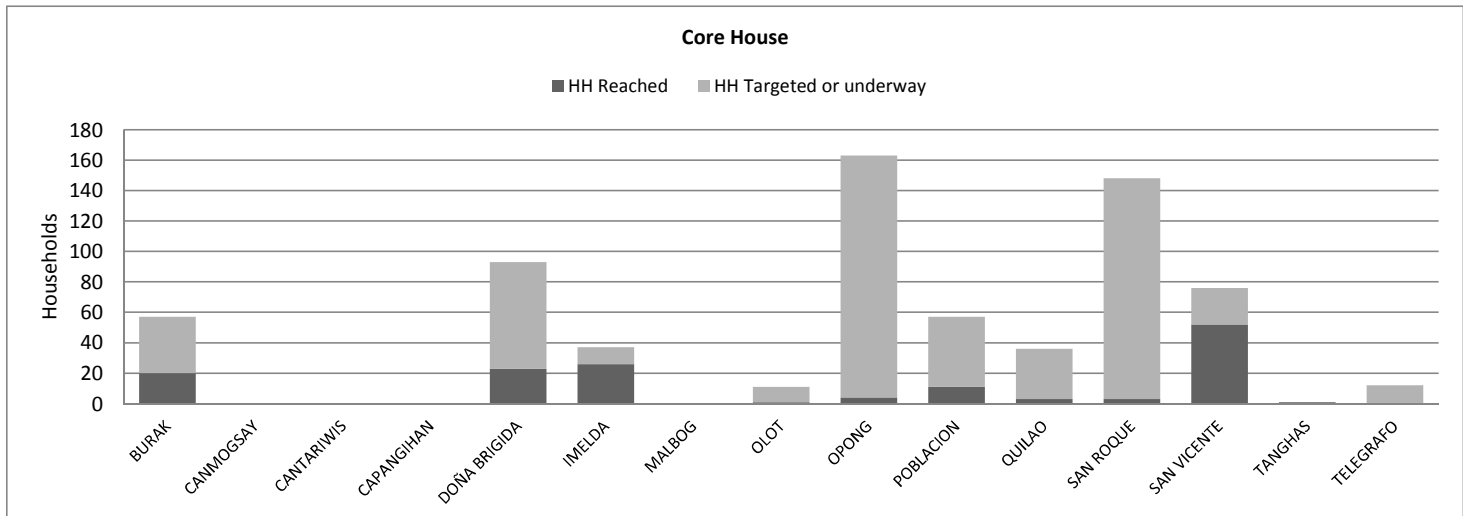
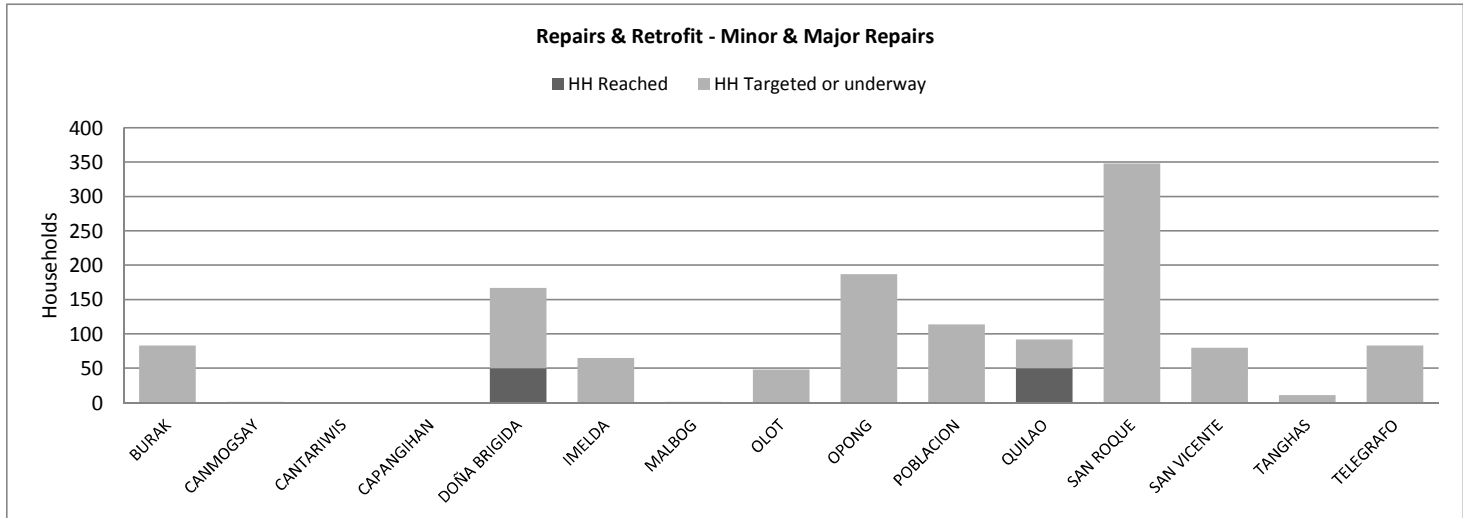
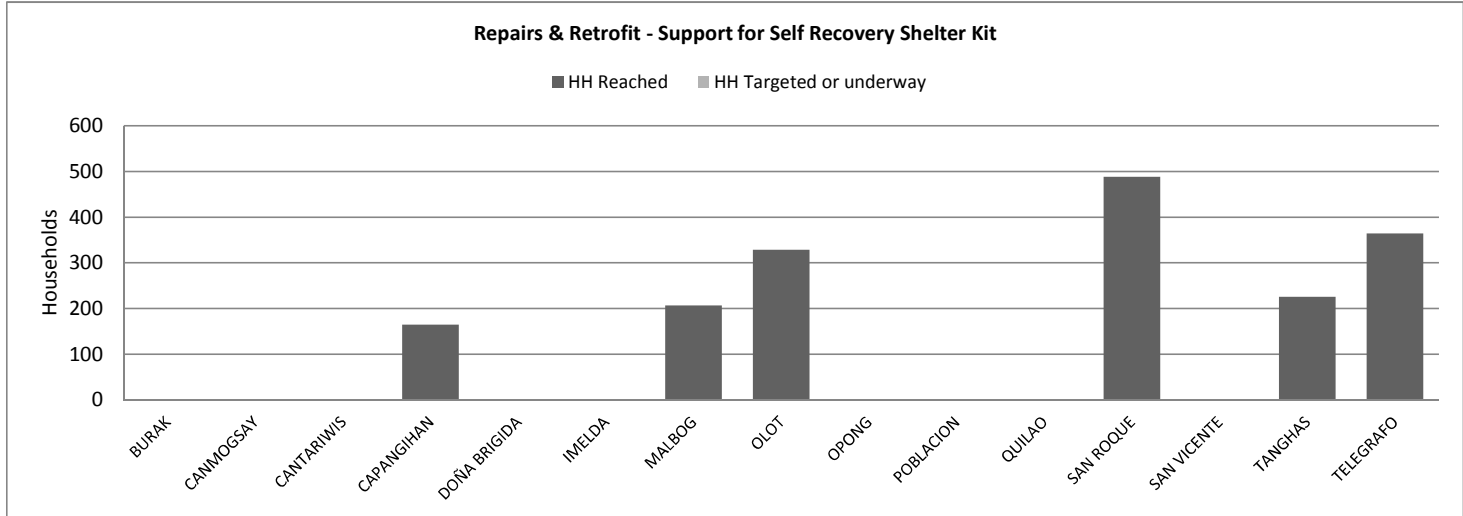
The graphs shown below represent the sum of households who have received (HH Reached) or who will receive (HH Targeted or underway) recovery shelter support by HSWG partner agencies. Numbers reached are those reported to the HSWG by 6th October 2014. Household number do not represent the total needs by Barangay - for this, consult with relevant Barangay or Municipality. PLEASE NOTE - scale differs in each graph.

For explanation of intervention types, please see Shelter Cluster Recovery guidelines:

<https://www.sheltercluster.org/Asia/Philippines/Typhoon%20Haiyan%202013/Documents/Recovery%20Shelter%20Guidelines.pdf>

The full data set of HSWG data can be found here:

<https://www.sheltercluster.org/Asia/Philippines/Typhoon%20Haiyan%202013/Documents/20141003%20HSWG%20Database%20for%20website.xlsx>





TOLOSA - HSWG Partner reporting

Recovery Shelter activities (as of 06-OCT-2014)

Interventions By AGENCIES

The data shown below represent the sum of households who have received (HH reached) or who will receive (HH targeted or underway) recovery shelter support by HSWG partner agencies. Numbers reached are those reported to the HSWG by 6th October 2014. The full data set of HSWG data can be found here:

<https://www.sheltercluster.org/Asia/Philippines/Typhoon%20Haiyan%202013/Documents/20141003%20HSWG%20Database%20for%20website.xlsb>

Agency	Temporary Shelter		Repairs & Retrofit		Core House		Permanent House		Total HH Reached	Total HH Targeted
	HH Reached	HH Targeted	HH Reached	HH Targeted	HH Reached	HH Targeted	HH Reached	HH Targeted		
CARE			370	370					370	370
CECI-CONCERN INC.			100	100					100	100
Green Mindanao			488	488					488	488
ICAN Foundation			589	589					589	589
Plan International			328	328					328	328
PRC - Spanish Red Cross			0	1,180	144	691			144	1,871
Grand Total			1,875	3,055	144	691			2,019	3,746



TOLOSA - HSWG Partner reporting

Recovery Shelter activities (as of 06-OCT-2014)

Interventions By BARANGAYS

The data shown below represent the sum of households who have received (HH reached) or who will receive (HH targeted or underway) recovery shelter support by HSWG partner agencies. Numbers reached are those reported to the HSWG by 6th October 2014. The full data set of HSWG data can be found here:

<https://www.sheltercluster.org/Asia/Philippines/Typhoon%20Haiyan%202013/Documents/20141003%20HSWG%20Database%20for%20website.xlsx>

	Temporary Shelter		Repairs & Retrofit		Core House		Permanent House		Total HH Reached	Total HH Target
Barangay	HH Reached	HH Target	HH Reached	HH Target	HH Reached	HH Target	HH Reached	HH Target		
BURAK			0	83	20	57			20	140
CANMOGSAY			0	1					0	1
CANTARIWIS										
CAPANGIHAN			164	164					164	164
DOÑA BRIGIDA			50	167	23	93			73	260
IMELDA			0	65	26	37			26	102
MALBOG			206	207					206	207
OLOT			328	376	1	11			329	387
OPONG			0	187	4	163			4	350
POBLACION			0	114	11	57			11	171
QUILAO			50	92	3	36			53	128
SAN ROQUE			488	836	3	148			491	984
SAN VICENTE			0	80	52	76			52	156
TANGHAS			225	236	1	1			226	237
TELEGRAFO			364	447	0	12			364	459
Grand Total			1,875	3,055	144	691			2,019	3,746



TOLOSA - HSWG Partner reporting

Recovery Shelter activities (as of 06-OCT-2014)
Interventions By BARANGAYS & AGENCIES

The data shown below represent the sum of households who have received (HH reached) or who will receive (HH targeted or underway) recovery shelter support by HSWG partner agencies. Numbers reached are those reported to the HSWG by 6th October 2014. The full data set of HSWG data can be found here:

<https://www.sheltercluster.org/Asia/Philippines/Typhoon%20Haiyan%202013/Documents/20141003%20HSWG%20Database%20for%20website.xlsx>

Barangays & Agency	Temporary Shelter		Repairs & Retrofit		Core House		Permanent House		Total HH Reached	Total HH Target
	HH Reached	HH Target	HH Reached	HH Target	HH Reached	HH Target	HH Reached	HH Target		
BURAK			0	83	20	57			20	140
PRC - Spanish Red Cross			0	83	20	57			20	140
CANMOGSAY			0	1					0	1
PRC - Spanish Red Cross			0	1					0	1
CANTARIWIS										
CAPANGIHAN			164	164					164	164
CARE			164	164					164	164
DOÑA BRIGIDA			50	167	23	93			73	260
CECI-CONCERN INC.			50	50					50	50
PRC - Spanish Red Cross			0	117	23	93			23	210
IMELDA			0	65	26	37			26	102
PRC - Spanish Red Cross			0	65	26	37			26	102
MALBOG			206	207					206	207
CARE			206	206					206	206
PRC - Spanish Red Cross			0	1					0	1
OLOT			328	376	1	11			329	387
Plan International			328	328					328	328
PRC - Spanish Red Cross			0	48	1	11			1	59
OPONG			0	187	4	163			4	350
PRC - Spanish Red Cross			0	187	4	163			4	350
POBLACION			0	114	11	57			11	171
PRC - Spanish Red Cross			0	114	11	57			11	171
QUILAO			50	92	3	36			53	128
CECI-CONCERN INC.			50	50					50	50
PRC - Spanish Red Cross			0	42	3	36			3	78
SAN ROQUE			488	836	3	148			491	984
Green Mindanao			488	488					488	488
PRC - Spanish Red Cross			0	348	3	148			3	496
SAN VICENTE			0	80	52	76			52	156
PRC - Spanish Red Cross			0	80	52	76			52	156
TANGHAS			225	236	1	1			226	237
ICAN Foundation			225	225					225	225
PRC - Spanish Red Cross			0	11	1	1			1	12
TELEGRAFO			364	447	0	12			364	459
ICAN Foundation			364	364					364	364
PRC - Spanish Red Cross			0	83	0	12			0	95
Grand Total			1,875	3,055	144	691			2,019	3,746